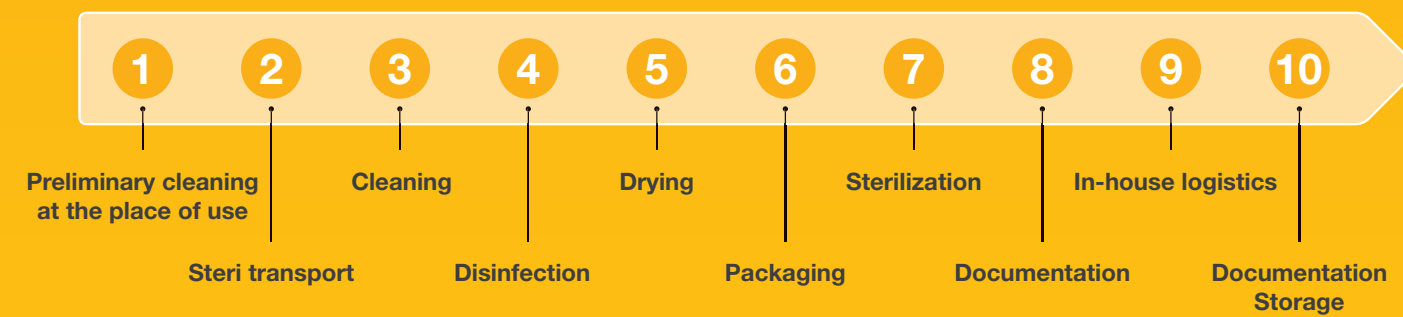


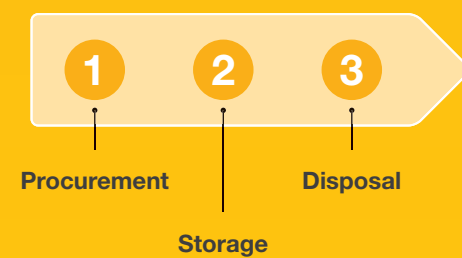
# UROBITE disposable forceps – impressively cost-effective

The **preparation** of reusable instruments is a **very extensive process** that is associated with not inconsiderable **costs as well as a residual risk** of contamination. You do not need to worry about this with the high-quality UROBITE disposable forceps.

## Process Reusable forceps



## Process Disposable forceps



- Time and efficiency gain by **eliminating the reprocessing process**
- Consistently **high quality**
- Always a **new instrument** and hence constant, **sterile availability**
- **Cost reduction of up to 50 %**
- Protection of the working channels due to rubberized surface in the shaft area for the Urobite forceps



LL-0413 Vers. 1.0 (02/2021)

### Urotech GmbH

Medi-Globe-Strasse 1-5  
D-83101 Rohrdorf OT Achenmühle  
Tel.: +49 (0) 8032 973-210  
Fax: +49 (0) 8032 973-211  
Email: info@urotech.com  
www.urovision-urotech.com



# UROBITE disposable forceps



- High-quality
- Cost-effective
- Efficient



## UROBITE disposable forceps – impressive quality

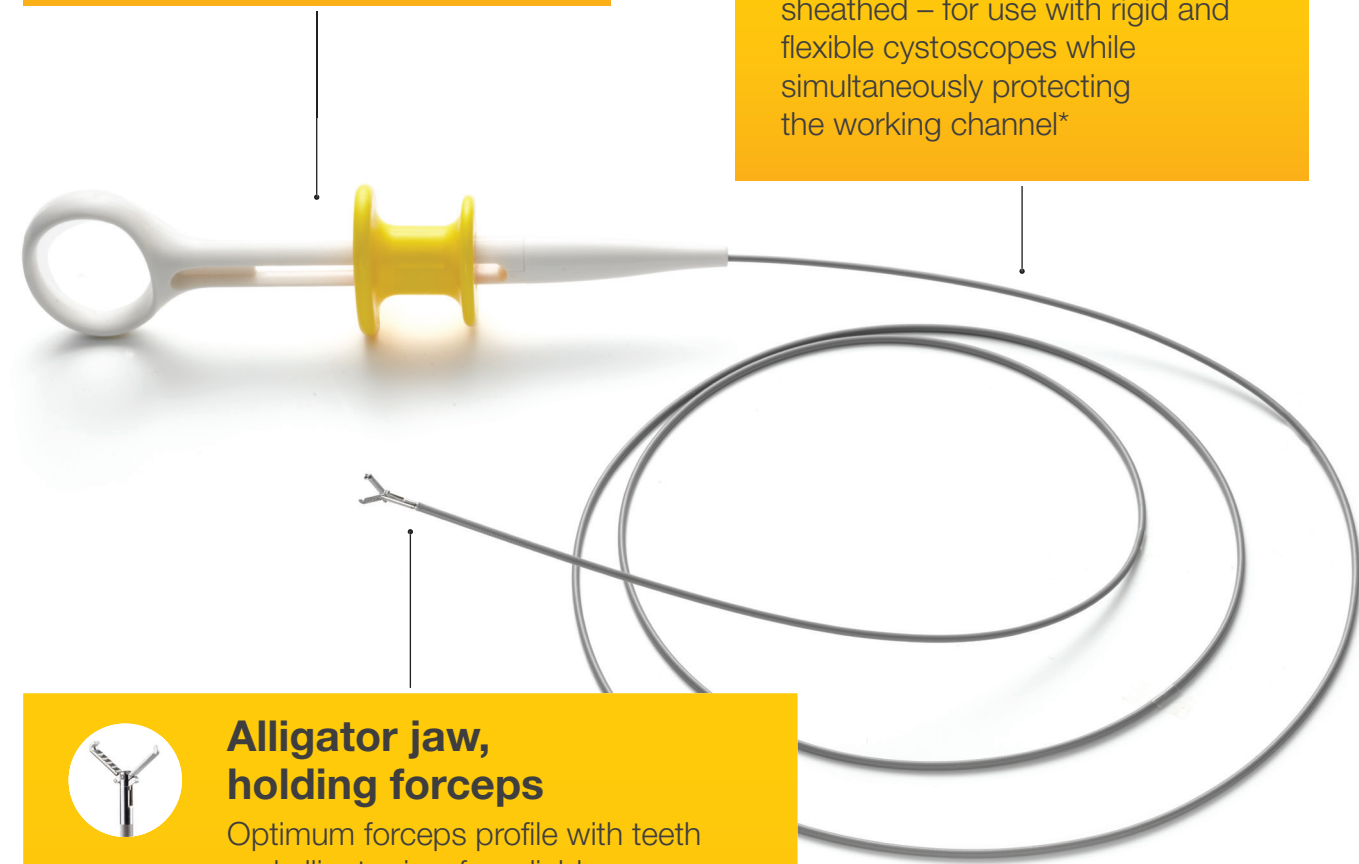
UROBITE disposable forceps have been developed with your needs in mind:  
High **quality**, **flexible**, with **ergonomic** and **smooth grip**, **always ready for use**.

### Ergonomic grip

very smooth – for comfort  
and control during the procedure

### Highly-flexible hose

sheathed – for use with rigid and  
flexible cystoscopes while  
simultaneously protecting  
the working channel\*



### Alligator jaw, holding forceps

Optimum forceps profile with teeth  
and alligator jaw for reliable  
gripping of all kinds of foreign bodies



### Biopsy forceps

Very sharp forceps profile guarantees  
perfect cutting of the  
biopsy material without bruising

\* Not applicable for the Neobite Uro, biopsy forceps for OHT.

## UROBITE disposable forceps – impressive variety



- Two rows with five teeth and rat tooth for reliable gripping
- For the reliable **removal of stents and foreign bodies**
- Rubberized shaft

Catalog no.	Diameter (mm/CH)	Length (cm)	Shape	Opening of the jaw	VE
GSF-18-600	1.8/5.4	60	Alligator jaw with rat tooth	On compression	10
GSF-18-1200	1.8/5.4	120	Alligator jaw with rat tooth	On compression	10



- Excellent tissue cutting capability
- For **biopsy of the lower urinary tract**
- Rubberized shaft

Catalog no.	Diameter (mm/CH)	Length (cm)	Shape	Opening of the jaw	VE
GSF-CYS-18-600	1.8/5.4	60	Clamping jaws, very sharp for tissue sampling	On compression	10



- Excellent tissue cutting capability
- For **biopsy of the upper urinary tract**

Catalog no.	Diameter (mm/CH)	Length (cm)	Shape	Opening of the jaw	VE
Neobite Uro 222374	1.0/3.0	120	Clamping jaws, very sharp for tissue sampling	On tension	2